

PARADUST

Dust mite room sanitizer

DUST MITES, INVISIBLE GUESTS IN OUR HOMES

Dust mites are very small spider-like creatures, so small they can't be seen with the human eye. They mainly feed on dead skin flakes and need a **warm and humid environment** to reproduce. They are therefore mostly found in the bed, the sofa and any other textile with natural and synthetic fibers.

Their number is particularly high if the bedroom has little sun, is overheated, poorly ventilated, or with a tendency to humidity or having a large number of fabric furnishings (carpet, wall fabrics, cushions, armchairs, etc.)

DUST MITES AND THEIR DROPPINGS ARE ONE OF THE MAIN CAUSES OF ALLERGIES

Dust mite allergies occur more and more frequently; their development being often linked to our life style. Today dust mite allergies occur already in 26% of the households. The cause of allergies is **not the dust mites themselves, but rather their droppings** containing several allergy inducing substances (allergens).

An allergy to dust mites can become apparent through:

- Rhinitis (running or congested nose), occurring throughout the year, sinusitis and even rhinopharyngitis and repeated bouts of otitis.
- Coughing at night, bouts of bronchiolitis and asthma.
- Atopic eczema, particularly in young children

These various clinical manifestations are sometimes found in combination. They are also generally more severe when the involved person lives in an environment with a high dust mite count, and this is observed particularly in the case of asthma.

PARADUST ROOM SANITIZER ELIMINATES DUST MITES IN ALL STAGES OF DEVELOPMENT

Paradust room sanitizer is particularly recommended in bedrooms that encourage the development of dust mites (carpeted room, little direct sun, tendency to dampness or with a number of fabric furnishings). Paradust room sanitizer should be used at least twice a year preferably in the spring and autumn.

PRECAUTIONS

- Paradust room sanitizer should not be used by or in the presence of anyone with asthma.
- Treated bedding should not be slept in within 12 hours of application of the product.
- If the product gets in your eyes, wash thoroughly in plenty of running water.
- Keep out of reach of the children.
- Do not spray near an aquarium.
- Do not spray directly on delicate or plastic articles; cover them or remove them while using automatic diffusion.
- Keep away from sparks and naked flames.
- Do not smoke.
- Do not use automatic diffusion if the floor is tiled.
- Do not empty into drains.
- Avoid release to the environment.
- If swallowed, seek medical advice immediately and show the packaging.
- It is advisable to test the product on a small piece of fabric (carpet, material etc.), although our tests on standard fabrics have revealed that no deterioration is caused by the product.

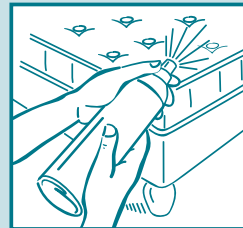
DIRECTIONS FOR USE

Take off the sheets and pillowslips and wash them at a temperature of over 60°.

- 1) Ensure a direct application of Paradust room sanitizer on infected surfaces (all furnishing fabrics like mattress, pillows, carpets, rugs, ...)
- 2) Use the rest of the can to treat the total room through automatic diffusion.


1. Direct spraying

- Open the windows
- Spray PARADUST on all furnishing fabrics, holding the can at 30 cms distance. Spray both sides of the mattress, the base, pillows, blankets, armchairs, mats, carpets & rugs.



2. Automatic diffusion

- Close the windows
- Place the can off the ground in the middle of the room. (e.g. on a chair covered with a towel) and start diffusion by turning the ring as far as possible.
- Leave the room, close the door and wait for three hours.
- Next, air the room and vacuum the floor, bedding, armchairs etc. to remove the dead dust mites and their droppings.



MAINTAIN GOOD HYGIENE

The following measures will greatly contribute to the alleviation of your dust mite allergy:

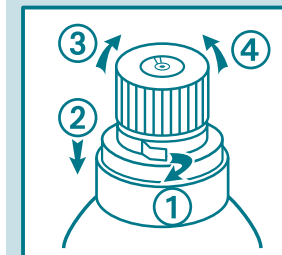
1) The ideal bedroom should be

- kept clean
- frequently aired: at least 15 minutes a day
- unheated in winter: 18°C is the ideal temperature
- furnished with a minimum of fabric furnishings (wall hangings, rugs and carpets)
- furnished with washable man made fibre bedding (quilt, blankets, pillows, etc.- and foam mattress on non upholstered base).
- void of domestic animals
- without plants
- south facing

2) Spray your bed, teddybears, sofa and other fabric on a regular basis with Paradust bed purifier.

3) Treat the whole room; especially when carpeted or with wall paper, with Paradust room sanitizer.

HOW TO OPERATE THE DIFFUSION SYSTEM



1. Pull off the protective tab.
2. Gently press down and turn the ratcheted ring clockwise so that it descends. **The diffusion system is now ready to be operated.**
3. Start the diffusion by turning the ratcheted ring clockwise as far as possible.
4. Stop the diffusion by reversing the above procedure.